

# CHILD ABUSE & NEGLECT IN VIRGINIA

JULY 1, 2022 - JUNE 30, 2023

## REPORTS IN VIRGINIA

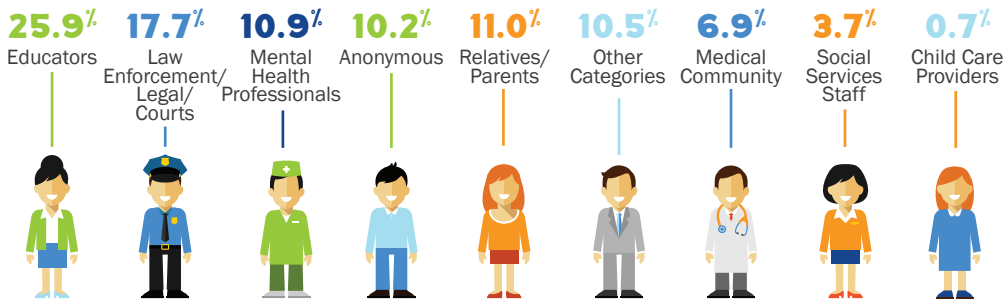
# 52,480

children were reported as possible victims of abuse or neglect in Virginia during State Fiscal Year 2023<sup>1</sup>

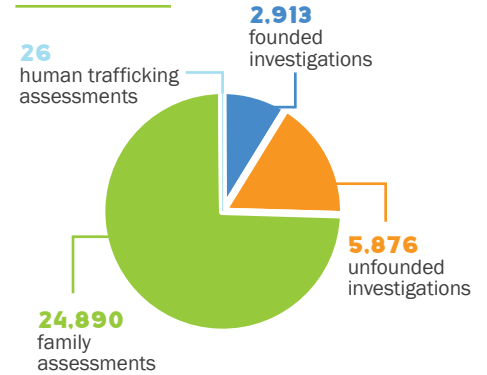
They were participants in **33,679** approved reports that were completed by Virginia's city and county departments of social services. There were **854** reports of substance-exposed infants, **1,447** reports involved an Out-of-Family setting, and there were **26** Human Trafficking Assessments conducted.

## SOURCE OF REPORTS

In SFY 2023, **97,914** persons reported suspected child abuse or neglect to local and state departments of social services\*



## REPORT OUTCOME



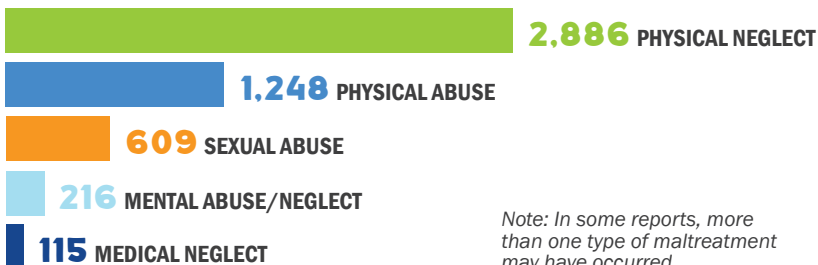
**"Founded"** means that a review of the facts gathered during an investigation met the "preponderance of the evidence" standard.

**"Unfounded"** means that a review of the facts gathered during an investigation did not meet the "preponderance of the evidence" standard.

**Family assessments** are an alternative response which includes engaging with the family to assess the strengths and needs of the children and families. No determination of "founded" or "unfounded" is made in a family assessment.

**Human Trafficking Assessments** are required when a report alleges a child is a victim of human trafficking, including sex trafficking or labor trafficking, and does not meet the validity criteria for an investigation or family assessment.

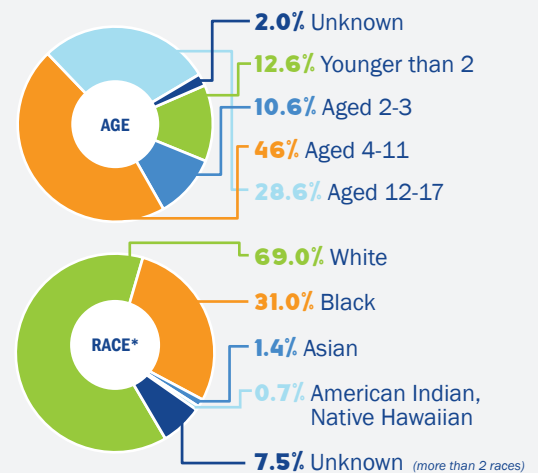
## TYPES OF MALTREATMENT IN FOUNDED INVESTIGATIONS



## DEATHS as of 11/1/2023



## DEMOGRAPHICS OF VICTIMS



\*This category allows for multiple responses per child and thus may exceed 100%.

<sup>1</sup>Source: Virginia Department of Social Services as of 11-1-2023 and Virginia Child Welfare Outcome Reports (VCWOR) Retrieved November 1, 2023, Version 5.15.

**CHILD FATALITIES SFY 2020 - SFY 2023<sup>1</sup>**

Fiscal Year	Founded Fatalities	Unfounded Fatalities	Other (pending or approved)	Total
2023	24	76	73	173
2022	54*	103*	7*	164*
2021	61*	108*	2*	171
2020	43*	93	3*	139

**COMPLETED REPORTS SFY 2022 - SFY 2023**

Fiscal Year	Founded Investigations	Unfounded Investigations	Family Assessments	Total Completed CPS Reports
2023	2,913	5,876	24,890	33,679
2022	3,161	5,991	26,765	35,917
2021	3,047	5,094	22,082	30,223
2020	3,789	6,265	23,826	33,380

**CHILDREN IN COMPLETED REPORTS SFY 2022 - SFY 2023**

Fiscal Year	Founded	Unfounded	Family Assessments	Total
2023	4,368	8,033	40,079	52,480
2022	4,991	8,179	39,804	52,894
2021	5,261	7,801	38,107	51,169
2020	5,792	7,777	38,985	52,554

**What was the race of children in investigations with a founded disposition compared to all investigations? SFY 2023**

Race***	Children in Founded Investigations (n=8,702)	Children in All Investigations (n=25,202)	All Children in Virginia <sup>2</sup> (n=1,866,978)
White	69.0%	67.0%	68.0%
Black	31.0%	28.1%	20.0%
Asian	1.4%	2.1%	7.3%
American Indian, Native Hawaiian	0.7%	0.7%	0.7%
Unknown	7.5%	9.5%	3.4% (more than 2 races)

\*\*\* This category allows for multiple responses per child and thus may exceed 100%.

<sup>1</sup>Data collected from Local Departments of Social Services as of 11-1-2023; \*indicates updated from previous year. Source: Virginia Department of Social Services as of 10-26-2022 and Virginia Child Welfare Outcome Reports (VCWOR) Retrieved November 1, 2023, Version 5.15.