

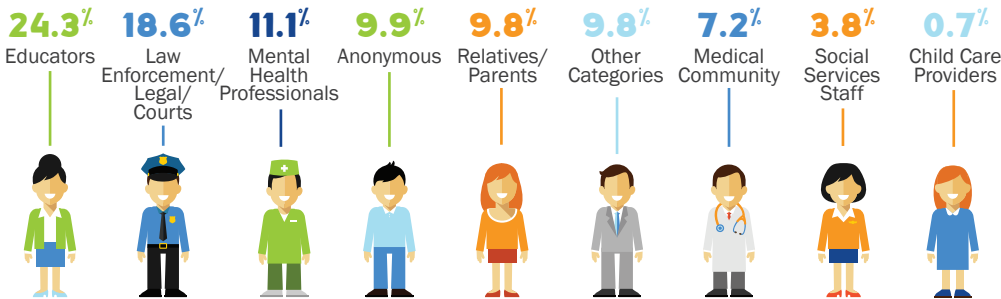
REPORTS IN VIRGINIA

52,894 children were reported as possible victims of abuse or neglect in Virginia during State Fiscal Year 2022

They were participants in **35,917** approved reports that were completed by Virginia's city and county departments of social services. There were **1,094** reports of substance-exposed infants, **1,272** reports involved an Out-of-Family caregiving, and there were **28** Human Trafficking Assessments conducted.

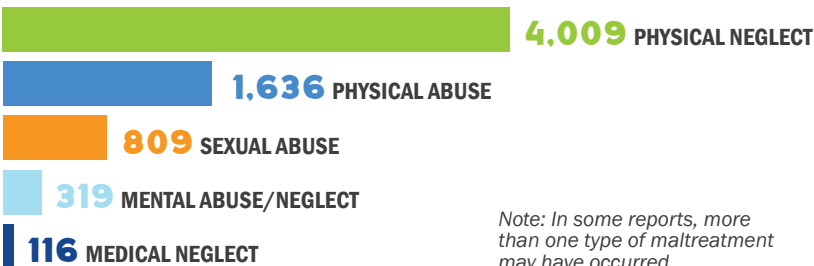
SOURCE OF REPORTS

In SFY 2022, **91,193** persons reported suspected child abuse or neglect to local and state departments of social services*



In SFY 2022, the sources of reports reverted back to pre-pandemic percentages for the most part.

TYPES OF MALTREATMENT IN FOUNDED INVESTIGATIONS



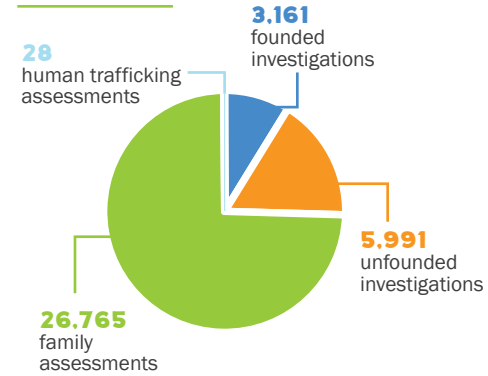
DEATHS as of 10/19/2022

162 valid reports of a child death due to suspected abuse or neglect

29 children died as a result of abuse or neglect

55 cases are pending

REPORT OUTCOME



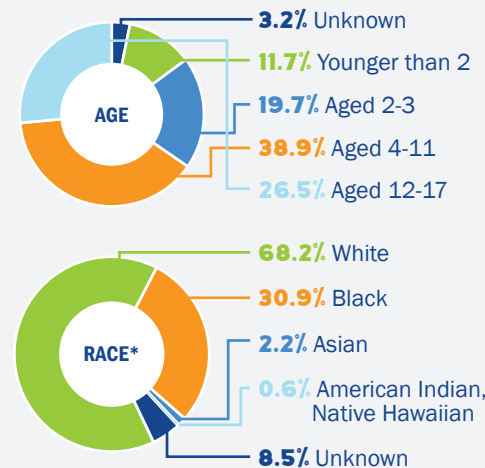
"Founded" means that a review of the facts gathered during an investigation met the "preponderance of the evidence" standard.

"Unfounded" means that a review of the facts gathered during an investigation did not meet the "preponderance of the evidence" standard.

Family assessments are an alternative response which includes engaging with the family to assess the strengths and needs of the children and families. No determination of "founded" or "unfounded" is made in a family assessment.

Human Trafficking Assessments are required when a report alleges a child is a victim of human trafficking, including sex trafficking or labor trafficking, and does not meet the validity criteria for an investigation or family assessment.

DEMOGRAPHICS OF VICTIMS



*This category allows for multiple responses per child and thus may exceed 100%.

CHILD FATALITIES SFY 2019 - SFY 2022¹

Fiscal Year	Founded Fatalities	Unfounded Fatalities	Other (pending or approved)	Total
2022	29	78	55	162
2021	59*	108*	4*	171*
2020	42	93	4	139
2019	51	89	4	144

COMPLETED REPORTS SFY 2019 - SFY 2022

Fiscal Year	Founded Investigations	Unfounded Investigations	Family Assessments	Total Completed CPS Reports
2022	3,161	5,991	26,765	35,917
2021	3,047	5,094	22,082	30,223
2020	3,789	6,265	23,826	33,380
2019	4,211	9,961	26,187	37,359

CHILDREN IN COMPLETED REPORTS SFY 2019 - SFY 2022

Fiscal Year	Founded	Unfounded	Family Assessments	Total
2022	4,991	8,179	39,804	52,894
2021	5,261	7,801	38,107	51,169
2020	5,792	7,777	38,985	52,554
2019	6,413	8,874	42,947	58,234

What was the race of children in investigations with a founded disposition compared to all investigations? SFY 2022

Race***	Children in Founded Investigations (n=4,911)	Children in All Investigations (n=13,090)	All Children in Virginia ² (n=1,884,826)
White	68.2%	68.9%	51.9%
Black	31.8%	29.5%	19.9%
Asian	.9%	1.9%	6.9%
American Indian, Native Hawaiian	.3%	.4%	.3%
Unknown	6.8%	8.5%	-

*** This category allows for multiple responses per child and thus may exceed 100%.

¹Data collected from Local Departments of Social Services as of 10-26-2022; *indicates updated from previous year. Source: Virginia Department of Social Services as of 10-26-2022 and Virginia Child Welfare Outcome Reports (VCWOR) Retrieved October 26, 2022, Version 5.03.

²Source: [Kids Count- The Annie E. Casey Foundation 2021](#).

Source: Virginia Department of Social Services as of 10-26-2022 and Virginia Child Welfare Outcome Reports (VCWOR) Retrieved October 26, 2022, Version 5.03.